

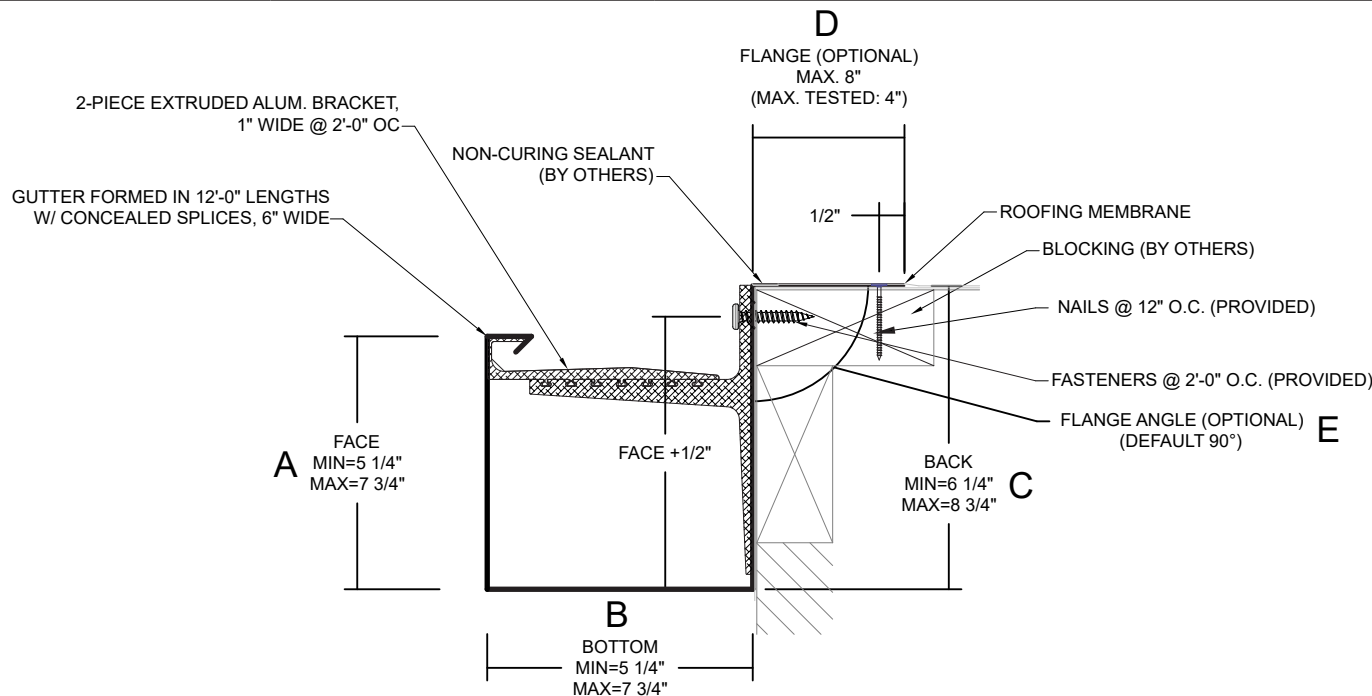


GUTTER

BOX

*NOTES

- Bottom sizes are provided in 1/2" increments
- Maximum downspout dimension not to exceed "B" minus 9/16"
- Roof flange is optional. If flange size is not provided, the gutter will not include a roof flange. If flange angle is not provided, the gutter will have a 90-degree flange.
- Pop rivets provided
- Unless otherwise noted, fabrication of miters and accessories are provided with a non-penetrating quicklock joint, then factory sealed watertight
- Welded accessories require minimum material thickness of .050 aluminum.
- For non-90 miters, see separate print approval
- Product should be installed per provided installation instructions
- ANSI/SPRI GT-1 Test Pressure up to 223 psf (Horizontal) and 136 psf (Vertical)



APPROVALS*

ANSI/SPRI/GT-1
Test Pressures listed in notes

PROJECT INFO

Project Name: _____

Architect: _____

Roofing Contractor: _____

Project Type:

By selecting this box you have verified and confirmed that dimensions, sizes, and quantities are correct. All products will be installed in strict accordance with printed instructions.

SHT# _____ of _____

DATE: **03/21/ 24**

DIMENSIONS

SELECT SIZE	A (FACE)	B (BOTTOM)	C (BACK)	FLANGE (OPTIONAL)
<input type="checkbox"/>	5 1/4"	5 1/4"	6 1/4"	D (FLANGE SIZE) (MAX 8"/MAX TESTED 4") <small>NOTE: IF SIZE IS NOT PROVIDED, GUTTER WILL NOT INCLUDE A ROOF FLANGE</small>
<input type="checkbox"/>	5 3/4"	5 3/4"	6 3/4"	
<input type="checkbox"/>	6 1/4"	6 1/4"	7 1/4"	
<input type="checkbox"/>	6 3/4"	6 3/4"	7 3/4"	
<input type="checkbox"/>	7 1/4"	7 1/4"	8 1/4"	
<input type="checkbox"/>	7 3/4"	7 3/4"	8 3/4"	E (FLANGE ANGLE) <small>NOTE: IF ANGLE IS NOT PROVIDED, FLANGE WILL BE 90°</small>

MATERIAL

24 Ga. Galv. Steel
 22 Ga. Galv. Steel
 .040" Aluminum
 .050" Aluminum
 .063" Aluminum
 OTHER: _____

Color: _____

Finish: _____

Substrate:
If substrate is not given, wood fasteners will be provided.
 Wood
 Masonry
 Metal

QUANTITIES

_____ Lineal Feet (12'-0" Lengths)

_____ Outside Miter (90°)

_____ Inside Miter (90°)

_____ Right Endcaps

_____ Left Endcaps

_____ Expansion Joints (If Required)

Accessory Type*: Quicklock (Default) Welded (Surcharge)

Date: _____

Mule-Hide Products
 1195 Prince Hall Drive
 Beloit, WI 53511
 800-786-1492
 www.mulehide.com
To submit a quote request, please contact your local TM or email mhquotes@metalera.com.

DRN BY: **PL**

CKD BY: **MM**

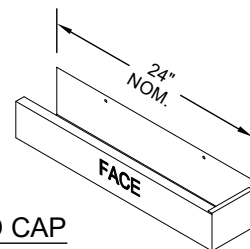
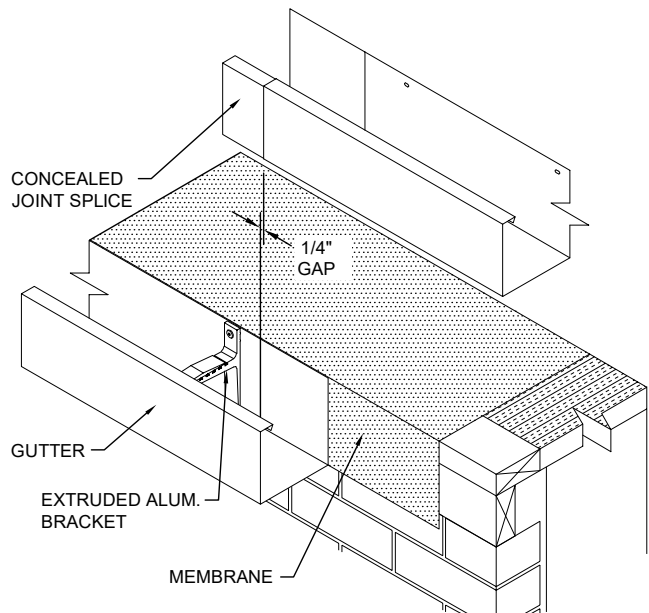
DWG #: 52012-42335

REV: **A**

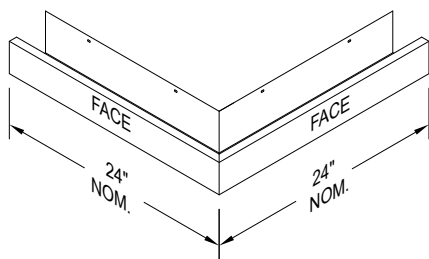


GUTTER

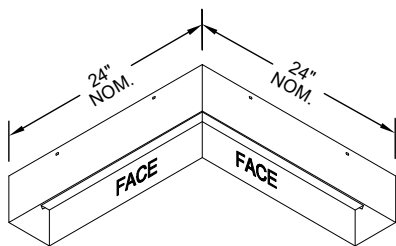
BOX STANDARD ACCESSORIES



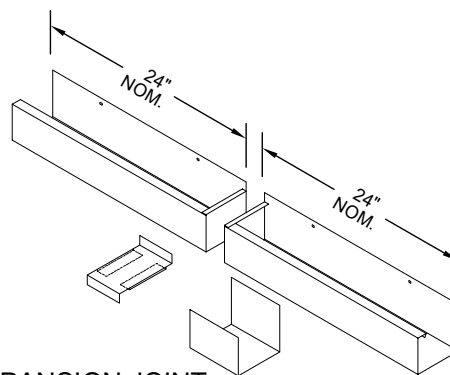
END CAP
LEFT HAND SHOWN



OUTSIDE MITER



INSIDE MITER



EXPANSION JOINT
(IF REQUIRED)

Standard gutter miter leg lengths are 24" Nominal
Standard gutter miter angle is 90°
For special miter requirements, attach sketches or consult manufacturer for assistance.

Mule-Hide Products
1195 Prince Hall Drive
Beloit, WI 53511
800-786-1492
www.mulehide.com
To submit a quote request, please
contact your local TM or email
mhquotes@metalera.com.

SHT# ____ of ____

DATE: **03/21/ 24**

DRN BY: **PL**

CKD BY: **MM**

DWG #: **52012-42335**

REV: **A**