

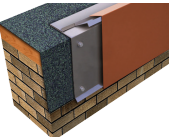
















# Edge Metal

FASCIA PRODUCT LINE	VERSIONS
 <b>ECLIPSEEDGE</b>	<ul style="list-style-type: none"> <li>• Single-Ply</li> </ul>
 <b>ECLIPSEEDGE MB</b>	<ul style="list-style-type: none"> <li>• Single-Ply</li> <li>• Built-Up or Modified</li> </ul>
 <b>ECLIPSEEDGE EXTENDED MB</b>	<ul style="list-style-type: none"> <li>• Single-Ply</li> <li>• Built-Up or Modified</li> </ul>
 <b>2-PIECE SNAP-ON COMPRESSION</b>	<ul style="list-style-type: none"> <li>• Single-Ply, Snap-On</li> <li>• Single-Ply, Crimp-On</li> </ul>
 <b>2-PIECE SNAP-ON COMPRESSION MB</b>	<ul style="list-style-type: none"> <li>• Built-Up or Modified</li> </ul>
 <b>1-3/4\" FASCIA COVER</b>	<ul style="list-style-type: none"> <li>• Formed</li> </ul>
 <b>4\" FASCIA COVER</b>	<ul style="list-style-type: none"> <li>• 4"</li> </ul>
 <b>COUNTERFLASHING</b>	<ul style="list-style-type: none"> <li>• 1-Piece Reglet</li> <li>• 2-Piece Reglet</li> <li>• 1-Piece Surface Mounted</li> </ul>

DRIP EDGE PRODUCT LINE	VERSIONS
 <b>DRIP EDGE</b>	<ul style="list-style-type: none"> <li>• Kynar</li> <li>• Flash-Thru</li> </ul>
 <b>DRIP EDGE</b>	<ul style="list-style-type: none"> <li>• TPO or PVC Coated</li> </ul>
 <b>SKIRTED DRIP EDGE</b>	<ul style="list-style-type: none"> <li>• TPO or PVC Coated (Skirted)</li> </ul>
 <b>GRAVEL STOP</b>	<ul style="list-style-type: none"> <li>• Kynar</li> </ul>


































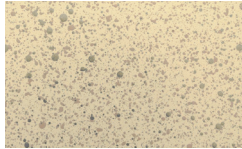




COPING PRODUCT LINE	VERSIONS
 <b>COPING</b>	<ul style="list-style-type: none"> <li>• Tapered</li> <li>• Flat</li> <li>• Existing Slope</li> </ul>
 <b>SNAP COPING</b>	<ul style="list-style-type: none"> <li>• Tapered</li> <li>• Flat</li> <li>• Existing Slope</li> </ul>

Scuppers, gutters and other accessories are available. To view the full line of Edge Metal & Accessories including metal options and sizes, scan the QR code.





# Edge Metal Color Chart

<b>Express Colors*</b>						
	Almond	Bone White	Cityscape	Clear Anodized	Dark Bronze	
<b>Standard Colors</b>						
	Medium Bronze	Sandstone	Sierra Tan	Slate Gray	Stone White	
<b>Standard Colors</b>						
	Cardinal (Regal) Red	Charcoal (Charcoal Gray)	Colonial Red	Evergreen	Forest (Sherwood) Green	
						
	Granite	Hartford Green	Hemlock Green	Hunter Green	Interstate (Regal) Blue	
						
	Mansard Brown	Matte Black ▲	Glossy Black ▲	Midnight (Extra Dark) Bronze	Musket Gray	
						
	Patina Green ▲	Sky (Military) Blue	Slate Blue	Terra Cotta		
	<b>Premium Colors</b>					
		Aged Copper	Award Blue	Champagne (Metallic)	(Classic) Copper Penny	Sand Stone ■ ★
						
Silver (Metallic)		Silversmith	Weathered Zinc	Zinc		
<ul style="list-style-type: none"> <li>* = Also in Mill Finish</li> <li>■ = Post-Painted</li> <li>▲ = Must Specify Supplier</li> <li>★ = Available in Three Other Stone Colors</li> </ul>						

Our colors are deep, rich and true. Made of Valspar's Fluorpon® High Performance Hylar 5000®/Kynar 500® finish, they offer the ultimate in resistance against fading and weathering. Custom colors also available.